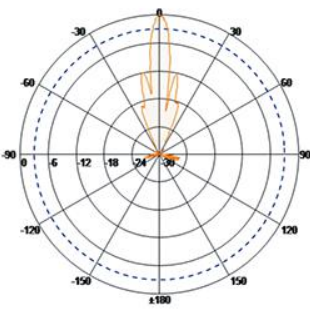
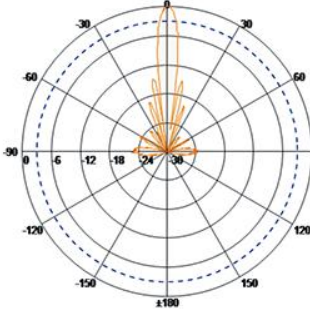
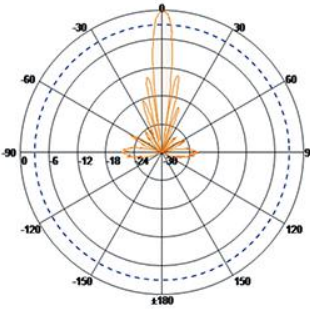
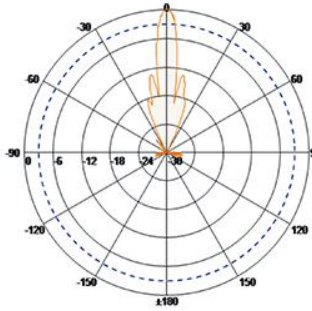




WI-CPE518-KIT
5.8GHz 300Mbps
Outdoor Wireless Transmitter with Dish
antenna for CCTV
Data sheet

Highlights

- 500mW High power output, coverage up to 15km for PTP and PTMP wireless CCTV application
- 15km wireless transmit for Carry 6-30pcs 1080P camera
- auto-connect for PTP/PTMP application, no need setting software
- Wireless A/N speed up to 300Mbps
- Support open frequency from 4920 to 6100 MHz
- 25dBi Dish Antenna Technology
- 27dBm High-Power design
- 2x2 MIMO Technology
- Passive PoE Adapter supports up to 100 meter
- Qualcomm AR9344 600MHz Chipset,64MB RAM
- 10KV Lightning Protection
- Super TDMA Technology

Frequency	4.9-6.1GHz	VSWR	1.5 : 1
Gain	25dBi	V-Pol Beamwidth	8°
Isolation	17Db+	H-Pol Beamwidth	8°
Polarity	Dual Polarity(V and H)	Vertical Plane Beamwidth	8°
			
VPOL-E	VPOL-H	HPOL-E	HPOL-H

Product



Description

Wi-Tek's WI-CPE518-KIT is a 300Mbps 2*2 MIMO Hi-Power outdoor wireless dish bridge for extremely long range point-to-point wireless CCTV solutions. It is revolutionary radio-in-feed dish design with high performance, cost-effective and dedicated to long distance wireless network solutions. Featuring the revolutionary Wi-Tek TDMA technology, WI-CPE518-KIT is fully compatible with Wi-Tek base station and CPE thus greatly improving the network scalability in throughput and latency. With 25dBi dual-polarized dish antenna, a pair of WI-CPE518 can easily build 15km long range wireless connection and keep a high speed rate. WI-CPE518-KIT is best applied to wireless CCTV Network, wireless backhaul and other industrial wireless solutions.

Typical Applications



Specifications

HARDWARE FEATURES	
Processor	Qualcomm AR9344
Memory	64MB SDRAM 8MB Flash
Interface	1X10/100BASE-TX Ethernet Interface
Power Supply	24V Passive PoE Adapter Included
Power Consumption	8W
Dimensions (H x W x D)	400×400×200mm

Antenna Type	Built-in 25dBi Dual-polarized Directional Antenna Horizontal beam width: 8 degree Vertical beam width: 8 degree
Protection	10KV Lightning Protection
Enclosure	Die-cast Aluminum IP67 waterproof Certification

WIRELESS FEATURES	
Wireless Standards	802.11a/n
Protocol	CSMA/CA, TCP/IP, IPX/SPX, NetBEUI, DHCP TDMA
Wireless Mode	AP, Client
Wireless Speeds	11a: 54M, 48M, 36M, 24M, 18M, 12M, 9M, 6Mbps 11n: 6.5M, 13M, 13.5M, 19.5M, 26M, 27M, 39M, 40.5M, 52M, 54M, 58.5M, 65M, 81M, 108M, 121.5M, 135M, 200M, 270M, 300Mbps
Frequency	4920-6100MHz
Transmission	27dBm(500mW)

WIRELESS FEATURES	
Power	

SOFTWARE FEATURES	
Wireless Configurations	802.11a/n Modes Selectable Channel Width: 20/40MHz Automatic Channel Selection Transmission Power Control Dynamic Frequency Selection (DFS) WDS Enable/Disable Security: WPA/WPA2, WPA- PSK/WPA2-PSK (AES/TKIP) Encryption, 64/128/202-bit WEP Encryption SSID Broadcast Enable/Disable Distance/ACK Timeout Setting Wireless MAC Address Filter Wireless Advanced: > Beacon Interval/RTS Threshold/Fragmentation >Threshold/DTIM Interval/AP Isolation/Short GI/Wi-Fi Multimedia
Management	WEP management
System-level Optimizations	Optimized IGMP Snooping/Proxy for multicast applications Hardware watch dog

OTHERS	
Certification	CE
Package Contents	1*CPE 1*PoE Adapter 1* Pole Mounting Kit included
System Requirements	Microsoft Windows 98SE, NT, 2000, XP, Vista™ or Windows 10, Windows 8, Windows 7, MAC OS, NetWare, UNIX or Linux. Note: We recommend you to use one of following Web browsers for an improved user experience: Google Chrome, Safari, and Firefox. IE browsers are not recommended.
Environment	Working Temp: -40 ~ 70°C Storage Temp: -40 ~85°C Working Humidity: 10%~95% non-condensing