



## G710HMD-2

### Medical Gas Detector Electrochemical Cell for Oxygen Excess in IP 55 housing

#### DESCRIPTION

The G710HMD-2 gas detector for Oxygen Excess is part of the new family of gas detectors for industrial use.

The gas detector is equipped with a head sensor with a electrochemical cell sensing element that measures the % in Vol. by oxygen in the air.

The gas detector is pre-configured with Pre-alarm thresholds 23% Vol. and Alarm 25% Vol.

Working scale 21-42% Vol.

The pre-configured standard thresholds are valid only for sensors with relay, OC and AS outputs.

The sensor is suitable for hospitals, white rooms, ect.

Optionally available an interface with Android App and PC software, which allow the testing of the detector in the field, and configuration modification: detection thresholds, alarm filters, addressing, full scale, etc.

In case of exhaustion or failure of the sensitive element, it can be replaced directly in the field, in a simple and fast way with considerable savings on the maintenance costs of the detector.

Maintenance must be performed by qualified technician only. The detector is equipped with ADFT IP55 dustproof metal housing, which contains the electronics board and the sensitive element, positioned at the lower part and protected by a special bronze filter.

#### OUTPUT MODULES

The gas detectors of the MOON series are composed of two electronic boards; one that controls the calibration and compensation algorithms of the sensing element (1), while the other controls the communication to the control unit (2).

The gas detector is supplied in combination with one of the following communication boards:

–**OC** Output module with O.C. Optoisolated NPN. A series of on-board resistors, selectable via dip-switches, allow the forwarding of Prealarm, Alarm and Fault to different types of conventional control units or third-party input modules.

–**AS** Absorption output module. It allows connection to conventional control panels and input modules without adding balancing resistors (before order, check the resistances required by the control panel or module).

–**42** 4-20 mA analogue output module, active and passive signal, positive or negative voltage. Typical connection for PLC applications. Possible to calibrate the full scale values of the signal.

–**RL** 3 Relay output module for Fault, Prealarm, Alarm. Free contact outputs that can be set as NO or NC, typically used for connection of security alarm control units or directly for the wiring on electrical panels.

–**LV** Communication module for analogue control units with VEGA protocol. The module is able to transmit pre-alarm, alarm and fault information using a single loop address (depending on the control panel). Up to 240 detectors per loop.

–**LE** Communication module for SmartLoop or SmartLight analogue control units, with ENEA protocol. The module is capable of transmitting pre-alarm, alarm and fault information using a single loop address. Up to 240 detectors per loop.

**NEW. MB Communication module with MODBUS protocol.**

The complete detector code is therefore G710HMD-2-xx, where XX identifies the above-mentioned communication card.

MAIN BOARD-2



OUTPUT BOARD XX



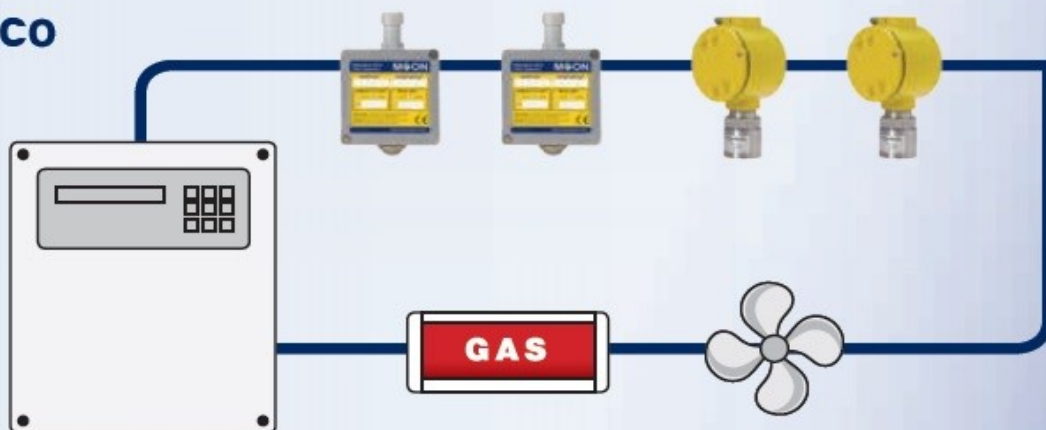
#### TECHNICAL FEATURES

Operating voltage	12/24 Vdc
Sensing element (Warm-up 300")	Electrochemical cell
Lifetime of the element in optimal conditions	18 Months
Standard Consumption	40 mA max
Alarm Consumption	60 mA max
Operating temperature	8°C / +30 °C
Resolution	0,01 up to F.S.
Linearity	± 3 % reading
Accuracy	± 3 % reading 20°
Response time T90 for O2	< 30 seconds
Weight	370g
Housing	ADFT IP55
Dimension HxWxD (mm)	210 x 100 x 60
Cover with installation 160cm from ground	4 meters radius

## BLOCKS DIAGRAM

### Loop Analogico

-LV  
-LE



Centrale Analogica di Rivelazione incendio

### Convenzionale

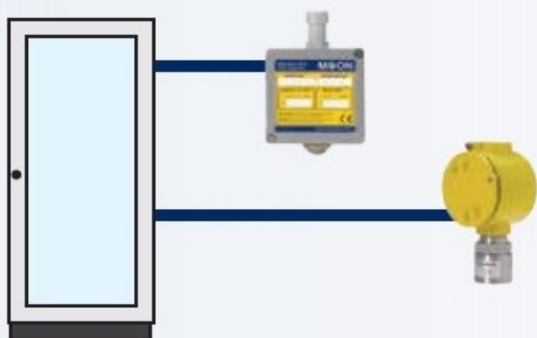
-OC  
-AS



Centrale Convenzionale di Rivelazione incendio

### Linea 4-20mA

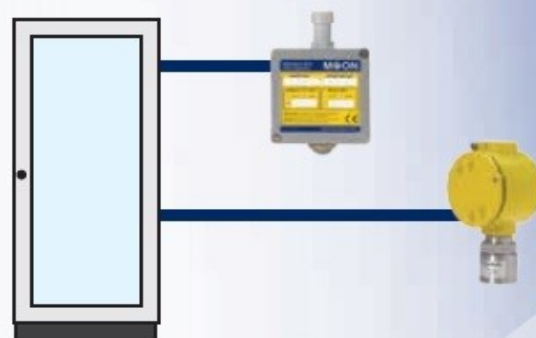
-42



PLC

### Cablaggio a Relè

-RL



Quadro elettrico