



G705P-2

Gas Detector Pellistor for LPG in IP 55 housing

DESCRIPTION

The G705P-2 gas detector for LPG is part of the new family of gas detectors for industrial use.

The gas detector is equipped with a head sensor with a pellistor sensing element that measures the concentration of the explosive gas on the LEL (Lower Explosive Limit) scale.

With this type of sensitive element the correct selection is ensured even in the worst environmental conditions.

The gas detector is pre-configured with Pre-alarm thresholds of 15% and Alarm of 30% of the LEL.

The pre-configured standard thresholds are valid only for sensors with relay, OC and AS outputs.

Working scale from 0-100% L.E.L.

Optionally available an interface with Android App and PC software, which allow the testing of the detector in the field, and configuration modification: detection thresholds, alarm filters, addressing, full scale, etc..

In case of exhaustion or failure of the sensitive element, it can be replaced directly in the field, in a simple and fast way with considerable savings on the maintenance costs of the detector.

The detector is equipped with ADFT IP55 dustproof metal housing, which contains the electronics board and the sensitive element, positioned at the lower part and protected by a special bronze filter.

OUTPUT MODULES

The gas detectors of the MOON series are composed of two electronic boards; one that controls the calibration and compensation algorithms of the sensing element (1), while the other controls the communication to the control unit (2).

The gas detector is supplied in combination with one of the following communication boards:

–**OC** Output module with O.C. Optoisolated NPN. A series of on-board resistors, selectable via dip-switches, allow the forwarding of Prealarm, Alarm and Fault to different types of conventional control units or third-party input modules.

–**AS** Absorption output module. It allows connection to conventional control panels and input modules without adding balancing resistors (before order, check the resistances required by the control panel or module).

–**42** 4-20 mA analogue output module, active and passive signal, positive or negative voltage. Typical connection for PLC applications. Possible to calibrate the full scale values of the signal.

–**RL** 3 Relay output module for Fault, Prealarm, Alarm. Free contact outputs that can be set as NO or NC, typically used for connection of security alarm control units or directly for the wiring on electrical panels.

–**LV** Communication module for analogue control units with VEGA protocol. The module is able to transmit pre-alarm, alarm and fault information using a single loop address (depending on the control panel). Up to 240 detectors per loop.


–**LE** Communication module for SmartLoop or SmartLight analogue control units, with ENEA protocol. The module is capable of transmitting pre-alarm, alarm and fault information using a single loop address. Up to 240 detectors per loop.

NEW. MB Communication module with MODBUS protocol.

The complete detector code is therefore G705P-2-xx, where XX identifies the above-mentioned communication card.

MAIN BOARD-2

OUTPUT BOARD XX



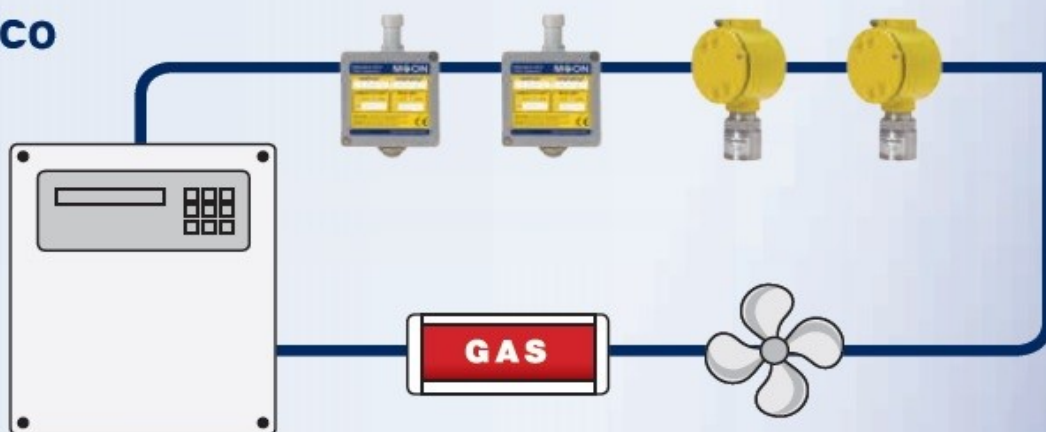
TECHNICAL FEATURES

Supply voltage	12/24 Vdc
Sensing element (warm-up 150")	Pellistor
Lifetime of the element in optimal conditions	3/4 years
Standard Consumption	90mA max
Alarm Consumption	110 mA max
Operating temperature	0°C / +40 °C
Resolution	0,05 up to 1,7%
Linearity	± 10% of reading
Accuracy	± 10%reading 20°C
Response time T90 for LPG	< 30 seconds
Weight	370g
Housing	ADFT IP55
Dimensions HxWxD (mm)	175 x 100 x 60
Cover with installation 30cm from ground	4/5 meters radius

BLOCKS DIAGRAM

Loop Analogico

-LV
-LE



Centrale Analogica di Rivelazione incendio

Convenzionale

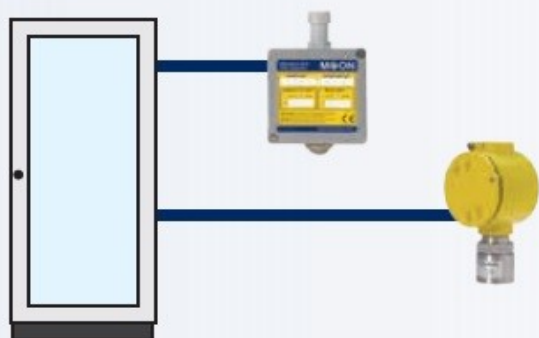
-OC
-AS



Centrale Convenzionale di Rivelazione Incendio

Linea 4-20mA

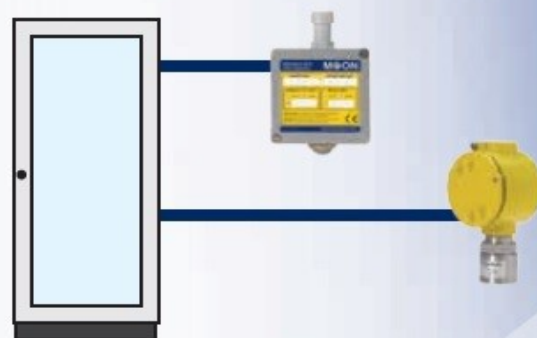
-42



PLC

Cablaggio a Relè

-RL



Quadro elettrico