


DUOX plus
by FERMAX

More powerful



THE ONLY **FULLY DIGITAL**
DOOR ENTRY SYSTEM **IN 2 WIRES**



DUOX^{plus}

More powerful

FERMAX



The new advanced DUOX system offers much more

Higher performance and increased capacity, faster and more user-friendly,
But above all, it brings us to a new technological dimension destined
to define the future of video door systems

DUOX PLUS brings the **MOST POWERFUL**
2-wire digital system to your home.

2 wires

A fully digital door entry system that works with 2 non-polarised wires from start to finish in the installation.

scalable

Up to 10 panels and 10 guard units at the general entrances.

Up to 10 panels and 10 guard units in each building or block of apartments.

Up to 100 blocks and sub-blocks.

user-friendly

Since the system is entirely digital, the type of wiring has much less of an effect on the quality and performance of the system.

Furthermore, very few intermediary elements are required, which saves considerable time in the installation.

intuitive

The DUOX PLUS monitors can be programmed in just a few seconds, directly from the OSD menu.

no limits

DUOX is designed to work with all kinds of projects; large or small, simple or complex, vertical structures or horizontal installations.

product range

A broad variety of outdoor panels and indoor terminals with an exclusive design and advanced functions, without any increase in price.

connectivity for everyone

With DUOX PLUS, Fermax can introduce any kind of building or home to the world of connectivity, incorporating mobile call divert into even the most basic monitors.

+ capacity

- LONGER DISTANCES
- INCREASED VOLTAGE, LESS CONSUMPTION
- GREATER NUMBER OF TERMINALS PER POWER SUPPLY

DUOX PLUS allows you to push the boundaries of digital technology. Thanks to the digitalisation of the system, it can now be used in all kinds of installations.

The more complex the installation, the more powerful DUOX PLUS will be.



+ flexibility

- MORE APARTMENTS PER FLOOR
- BETTER SERVICE WITH ANY CABLE
- SIMPLER INSTALLATION

Can be easily replaced, with no need to change the installed wiring. Considerable time saving during installation and maintenance.




+ technology

- MORE DIGITISED
- 2 SIMULTANEOUS AUDIO/VIDEO COMMUNICATION CHANNELS IN THE SAME RISER
- MORE RESOLUTION AND FLUIDITY ON VIDEO QUALITY
- AUDIO QUALITY ENTIRELY FREE OF INTERFERENCE

DUOX^{plus}

- Designed to handle external interference.
- Consistent quality throughout the installation.
- The regenerators boost the signal.
- Capable of communicating over long distances.



+ functions

- ONE SINGLE CONNECTOR FOR ALL THE MONITORS
- NEW VEO TELEPHONE
- BETTER VISUAL ANGLE ON THE OUTDOOR PANEL

DUOX PLUS is a system designed for everyone. Not just for its intuitive and attractive design, but also because it provides more advantages and functions for both the installer and the end user, at no additional cost.

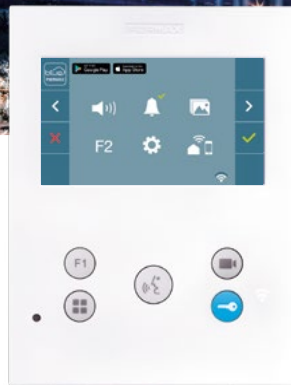




connectivity



- ALL VIDEO KITS COME WITH A WiFi MONITOR AS STANDARD
- INCREASED SECURITY
- FASTER COMMUNICATION



Our systems provide a wide range of different possibilities for security, mobility and comfort, inside and outside the home.

All video kits now include a WiFi monitor as standard, at no extra cost!

DUOXplus


CONNECTIVITY FOR ALL

DUOX_{plus}

FERMAX

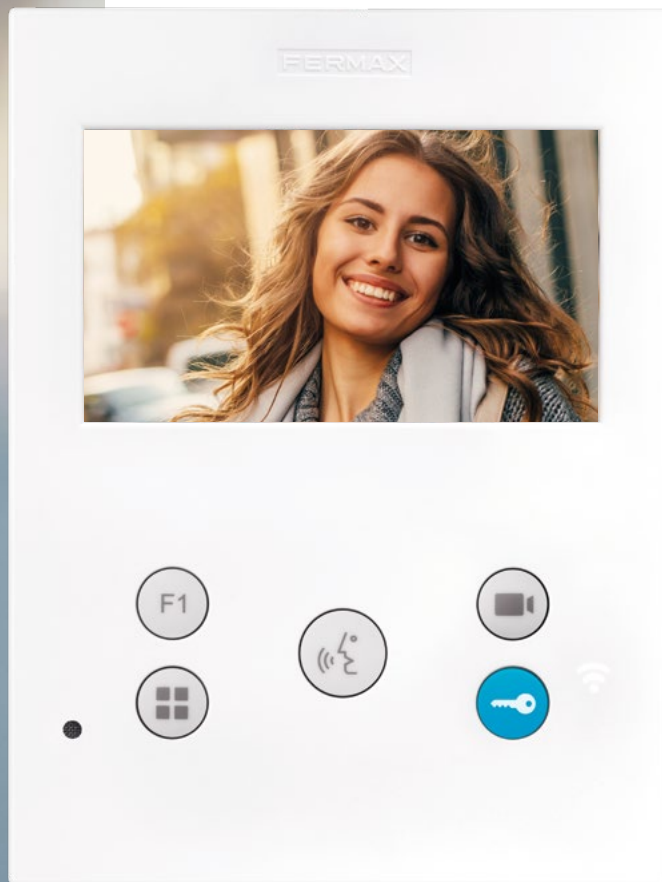



product range






WiFi monitors




VEO AND VEO-XS WiFi MONITORS

9446 DUOX PLUS VEO WiFi MONITOR

 **9456** DUOX PLUS VEO WiFi MONITOR WITH INDUCTIVE LOOP
Dimensions: 200x200x23 mm (44 mm with handset).

9449 DUOX PLUS VEO-XS WiFi MONITOR

 **9459** DUOX PLUS VEO-XS WiFi MONITOR WITH INDUCTIVE LOOP
Hands-free. Dimensions: 125x165x21mm.

9447
DUOX PLUS CONNECTOR

Mounting support for VEO
and VEO-XS monitors.



Features of WiFi monitors

4.3" colour monitors (16:9), made from high-impact ABS plastic and UV protection, with settings for contrast, brightness, colour, audio volume, call ring tone volume, do not disturb function, door bell, date and time, silicone buttons for activating the lock release that are pleasant to the touch, access to the main OSD menu from the screen, activation of the outdoor panel camera, and various other additional configurable functions such as activating second access, courtesy light, etc. Available in white and for surface installation.

Two WiFi monitor options: the VEO monitor that incorporates a magnet to ensure that the handset is hung up properly at the end of the conversation, and the VEO-XS hands-free monitor.

Photocaller



Automatically captures an image of the person who calls. If the user decides to activate this function, the monitor will save up to 150 images, with the date and time when they were taken. Once maximum capacity has been reached, taking a new photo will delete the first one that was saved. The screen will always tell you if there are photos that you haven't seen or if the date/time has not been configured.

Call divert to mobile



The DUOX PLUS VEO and VEO-XS WiFi monitors are equipped with a WiFi connection, allowing for calls to be diverted to mobile devices.

With the BLUE app from FERMAX you can manage all the video door functions and much more directly from your mobile phone or tablet.



Free App



Tablet/Mobile



VEO 

<< If you'd like to watch our video to find out more, scan this code






monitors and telephones


VEO AND VEO-XS MONITORS



9445 DUOX PLUS VEO MONITOR

 **9455** DUOX PLUS VEO MONITOR WITH INDUCTIVE LOOP


Dimensions: 200x200x23 mm (44 mm with handset).



9448 DUOX PLUS VEO-XS MONITOR

 **9458** DUOX PLUS VEO-XS MONITOR WITH INDUCTIVE LOOP

Hands-free. Dimensions: 125x165x21 mm.



9447

DUOX PLUS CONNECTOR

Mounting support for VEO and VEO-XS monitors.

VEO, LOFT AND iLOFT TELEPHONES



3444 DUOX PLUS VEO TELEPHONE

Includes volume control.
Dimensions: 82x214x43 mm.



3451 DUOX PLUS LOFT BASIC TELEPHONE

Includes volume control.

3452 DUOX PLUS LOFT EXTRA TELEPHONE

Includes 2 buttons for extra functions:
turn on lights, open 2nd door, etc.

Dimensions: 85x220x40 mm.



3450 iLOFT DUOX PLUS TELEPHONE

Hands-free. Includes volume control and a button for additional function.

Dimensions: 90x146.5x20 mm.



AUDIO GUARD UNIT

9423 DUOX PLUS AUDIO GUARD UNIT

DUOX PLUS Audio Guard Unit has a multi-functional 4,3" capacitive touchscreen and quick function access buttons for easy convenient management. Its unique handset design incorporating a magnet enables the user to put it back into position correctly. It includes a stainless steel desktop support. It allows a surface installation.

Dimensions: 200x200 mm. Support included.

Dimensions: (width) x (height) x (depth) mm.



outdoor panels

DUOXplus




SKYLINE Modular design. Anodised aluminium. IP43 IK07


FRAMES




VIDEO AUDIO



DOUBLE PUSH BUTTONS



SIMPLE PUSH BUTTONS



INFORMATION MODULES




ACCESS CONTROL



DIGITAL MODULES



ACCESSORIES



ACCESSORIES	S1 (1V)	S2 (2V)	S4 (3V)	S5 (4V)	S6 (5V)	S7 (6V)	S8 (7V)	S9 (8V)
flush box	ref.8851 115x114x45	ref.8852 115x138x45	ref.8854 115x185x45	ref.8855 115x233x45	ref.8856 115x280x45	ref.8857 115x328x45	ref.8858 115x375x45	ref.8982 115x420.5x45
surface box	ref.7061 130x128x33	ref.7062 130x151x33	ref.7064 130x199x33	ref.7065 130x246x33	ref.7066 130x294x33	ref.7067 130x341x33	ref.7068 130x389x33	ref.7069 130x436.5x33
simple hood	ref.8400 135x130	ref.8401 135x155	ref.8403 135x203	ref.8404 135x250	ref.8405 135x300	ref.8406 135x345	ref.8407 135x393	ref.8480 135x440.5
modular decor. frame*	ref.9191 211x210	ref.9192 211x234	ref.9194 211x281	ref.9195 211x329	ref.9196 211x376	ref.9197 211x424	ref.9198 211x471	ref.9199 211x519
simple city decorative frame	ref.8251 225x310	ref.8252 225x310	ref.8254 225x375	ref.8255 225x375	ref.8256 225x450	ref.8257 225x450	ref.8258 225x450	ref.8259 225x495
angular complement	ref.8378	ref.8379	ref.8381	ref.8382	ref.8383	ref.8384	ref.8385	ref.8386

If the configuration requires more than one panel, they will need to be connected together with a connection cable (ref. 2541) (1 cable for each additional panel) and a set of joining bolts (ref. 8829) to attach them to unite the flush boxes.

* To make DOUBLE modular frames, add to the SINGLE frame a DOUBLE PANEL MODULAR FRAME KIT (ref. 9200). Horizontal: 341 mm.

* To make TRIPLE modular frames, add to the SINGLE frame a TRIPLE PANEL MODULAR FRAME KIT (ref. 9201). Horizontal: 471 mm.




outdoor panels



CITYLINE Monoblock design panel. Anodised aluminium. IP43 IK07


DIGITAL CITYLINE



The DIGITAL panels include a keypad and a 3.5" EXTRA display. The keypad has an access control function (10,000 codes).

- 73871** DUOX PLUS DIGITAL CITY VIDEO PANEL
- 73851** DUOX PLUS DIGITAL CITY AUDIO PANEL
Dimensions: 130x341 (S7)
- 7310** DIRECTORY PANEL S7. Dimensions: 130x341 (S7)
- 8857** FLUSH BOX S7. Dimensions: 115x328x45 (S7)
- 8829** JOINING BOLTS SET
- 73811** DUOX PLUS DIGITAL CITY VIDEO PANEL W/PROX
Dimensions: 130x389 (S8)
- 8858** FLUSH BOX S8. Dimensions: 115x375x45 (S8)

DIRECT CITYLINE




The DIRECT panels have a keypad for calling homes. The keypad allows 1 code for opening the door. We recommend adding a DIRECTORY PANEL.

- 73631** DUOX PLUS DIRECT CITY VIDEO PANEL
- 73611** DUOX PLUS DIRECT CITY AUDIO PANEL
Dimensions: 130x246 (S5)
- 7309** DIRECTORY PANEL S5
Dimensions: 130x246 (S5)
- 8855** FLUSH BOX S5
Dimensions: 115x233x45 (S5)
- 8829** JOINING BOLTS SET


PUSH-BUTTONS CITYLINE

SERIES 1 // Panel: 130x128
Flush box (ref.8851): 115x114x45




- ref.40708** 1 PUSH.
- ref.40008** 2 PUSH.
- ref.40704** 1 PUSH.
- ref.40004** 2 PUSH.

SERIES 2 // Panel: 130x151
Flush box (ref.8852): 115x138x45




- ref.40718** 2 PUSH.
- ref.40018** 4 PUSH.
- ref.40714** 2 PUSH.

SERIES 3 // Panel: 130x175
Flush box (ref.8853): 115x162x45



- ref.40728** 3 PUSH.
- ref.40724** 3 PUSH.


SERIES 4 // Panel: 130x199
Flush box (ref.8854): 115x185x45



- ref.40748** 4 PUSH.
- ref.40744** 4 PUSH.

Dimensions: (width) x (height) x (depth) mm.

MARINE Stainless steel vandal-proof panel. 316L. IP54 IK09



- 55261** DUOX PLUS DIGITAL EXTRA VIDEO MARINE PANEL ST3
- 5471** DIRECTORY PANEL ST3
Dimensions: 150x360mm
- 55281** DUOX PLUS DIGITAL MARINE VIDEO PANEL W/PROX ST4
Dimensions: 150x485mm

The MARINE outdoor panels with push buttons (except 1 and 2 ways VIDEO panels), always require a call extension module, depending on the number of push buttons. (ref. 2008 - 8 call extension module, ref. 2441 - 16 call extension module).



- ref.44338**
1 PUSH.
150x180
- ref.44348**
2 PUSH.
150x180
- ref.44358**
2 PUSH.
150x240
- ref.44368**
3 PUSH.
150x240
- ref.44378**
4 PUSH.
150x240

ACCESSORIES	FLUSH BOX	SURFACE BOX (with hood)	SIMPLE HOOD
ST1	ref.4641 130x160x55	ref.4645 154x184x96	ref.4701
ST2	ref.4642 130x220x55	ref.4646 154x244x96	ref.4702
ST3	ref.4643 130x340x55	ref.4647 154x364x96	ref.4703
ST4	ref.4643 130x465x55	ref.4647 154x489x96	ref.4704

MARINE ELITE



FERMAX has a laser-cut machining line for stainless steel panels. This process allows us to offer complete flexibility when it comes to producing the required Marine panel, with optimal delivery time for personalisation.



Check for availability of other colours.

The Marine Elite line of panels is available in a variety of different colours, just give us the RAL that you want when ordering your panel.






MARINE SPECIAL (made to measure)

- 3172** MARINE SPECIAL PANEL
- 4579** MARINE SPECIAL PANEL HOOD
- 4580** MARINE SPECIAL PANEL FLUSH BOX
- 4581** MARINE SPECIAL PANEL SURFACE BOX WITH HOOD





POWER SUPPLY AND ADAPTORS

 <p>3255 DUOX PLUS LINE ADAPTOR Necessary at the beginning and the end of every riser.</p>	 <p>4825 POWER SUPPLY + FILTER 24Vdc-2.5A DIN10</p>	 <p>4840 POWER SUPPLY DIN-6 100-240Vac/24Vdc-2A Necessary for the 2 WAY DUOX PLUS Regenerator ref. 3269.</p>	 <p>3289 DUOX PLUS FILTER 24Vdc To be used with the PSU ref. 4840, in those installations where the PSU ref. 4825 cannot be used due to its dimensions. Cannot be used with 18Vdc power supplies, which must be installed with filter ref. 3244.</p>	 <p>4802 POWER SUPPLY 12Vac/1A DIN4 4800 POWER SUPPLY 12Vac/1,5A DIN4 For altern current lock release.</p>
--	---	--	--	---

Terminal consumption table per power supply in DISTRIBUTION.



	NON-WIFI monitor	WiFi monitor	Telephones
1.0 mm ²	40	28	80
0.5 mm ²	40	24	80
0.2 mm ²	36	20	72

Terminal consumption table per power supply in CASCADE.

	NON-WIFI monitor	WiFi monitor
1.0 mm ²	40	26
0.5 mm ²	32	20
0.2 mm ²	18	12



REGENERATORS

They allow the signal to be regenerated and amplified in both ways, and they also increase distances and the number of terminals. The sections connected to the input and output protect against short-circuit, overloads and signal reflections. Maximum of 5 units in cascade. Up to 99 if they are connected in parallel.

 <p>3269 2/W DUOX PLUS REGENERATOR It has 1 input and 2 outputs. By having 2 outputs (also isolated from each other) it enables the number of risers to be increased. Requires 24Vdc power supply without filter (ref. 4840). For more information: www.fermax.com/intl/en/pro/documents</p>	 <p>3268 1/W DUOX PLUS DUAL REGENERATOR It has 1 input and 1 output. It lets pass both the data (which regenerates) and the power supply, thus avoiding having to always install a power supply at the output. The number of devices that can be fed at the output without an additional power supply units will depend on the power that reaches the regenerator. For more information: www.fermax.com/intl/en/pro/documents</p>
--	---

	No. of inputs	No. of outputs	Regenerates	Isolates	Incorporates power supply filter	Additional conversation channel per riser
3269	1	2	YES	YES	YES	NO
3268	1	1	YES	YES	NO	YES (in multichannel mode)

ACCESSORIES

 <p>3267 DUOX PLUS RELAY MODULE For additional F1 and F2 functions (doormatic function for professionals, 2nd door, lighting, etc.).</p>	<p>9443 DUOX PLUS LIFT CONTROL UNIT It is used to provide a lift control service for the DUOX PLUS installation. This allows visitors to access only the floor corresponding to the flat that has opened the door for them. It is an interface between DUOX PLUS and MDS. The MDS Central Unit is responsible for the lift control function, as well as the MDS relay decoders.</p>	 <p>9444 DUOX PLUS CAMERA INTERFACE The DUOX PLUS camera interface is a device that allows you to integrate CCTV analog composite video cameras in a DUOX PLUS installation. An interface is required for each camera installed in a DUOX PLUS installation (up to 2 per block and 1 general entrance).</p>	<p>67501 UNIVERSAL LOCK RELEASE 990N-P22 MAX 10-24Vac/dc 6750 UNIVERSAL MECHANISM 990N MAX 10-24Vac/dc 6752 UNIVERSAL MECHANISM 990A MAX 12-24Vac/dc</p>
<p>2040 CALL EXTENSION MODULE</p>		<p>2438 LIGHT/DOOR BELL ACTIVATOR</p>	

VIDEO DOOR KITS

WIFI
MONITOR
AS STANDARD



94411 1/W DUOX PLUS VEO WiFi KIT
94421 2/W DUOX PLUS VEO WiFi KIT

94511 1/W DUOX PLUS VEO-XS WiFi KIT
94521 2/W DUOX PLUS VEO-XS WiFi KIT

50731 1/W DUOX PLUS VEO-XS WiFi MARINE KIT

49081 1/W DUOX PLUS VEO WiFi ONE-TO-ONE KIT

49071 1/W DUOX PLUS VEO WiFi MEMOVISION KIT

49121 1/W DUOX PLUS VEO-XS WiFi MEMOVISION KIT

AUDIO KITS

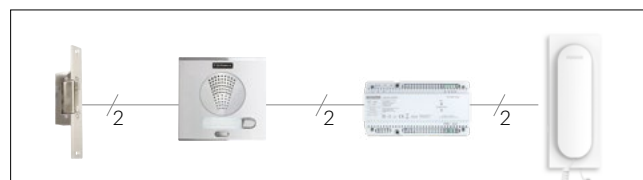
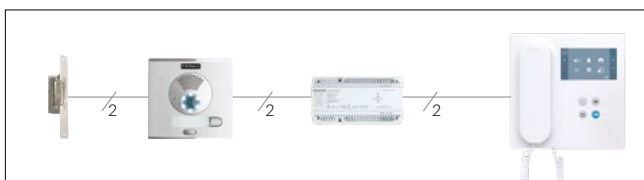
NEW
VEO
TELEPHONE

49201 1/W DUOX PLUS AUDIO CITY VEO KIT
49211 2/W DUOX PLUS AUDIO CITY VEO KIT

49131 1/W DUOX PLUS AUDIO MEMOPHONE CITY VEO KIT

50771 1/W DUOX PLUS AUDIO CITY iLOFT KIT

INSTALLATION DIAGRAMS



ACCESSORIES

VEO AND VEO-XS MONITORS

- 3388** UNIVERSAL DECORATIVE FRAME 120X240
- 3389** UNIVERSAL LARGE DECORATIVE FRAME 210X240
- 9410** VEO MONITOR DESKTOP SUPPORT
- 9420** VEO-XS MONITOR DESKTOP SUPPORT

iLOFT TELEPHONE

- 3388** UNIVERSAL DECORATIVE FRAME 120X240
- 3389** UNIVERSAL LARGE DECORATIVE FRAME 210X240
- 5636** iLOFT TELEPHONE DESKTOP SUPPORT

VEO AND LOFT TELEPHONES

- 3380** LOFT TELEPHONE DECORATIVE FRAME 120X240 200X240
- 3388** UNIVERSAL DECORATIVE FRAME 120X240
- 3389** UNIVERSAL LARGE DECORATIVE FRAME 210X240
- 3749** VEO / LOFT TELEPHONE DESKTOP SUPPORT
- 3441** LOFT HANDSET WITH INDUCTIVE LOOP
- 3443** VEO HANDSET WITH INDUCTIVE LOOP

CITYLINE AND MARINE PANELS

SEE OUTDOOR PANEL SECTION





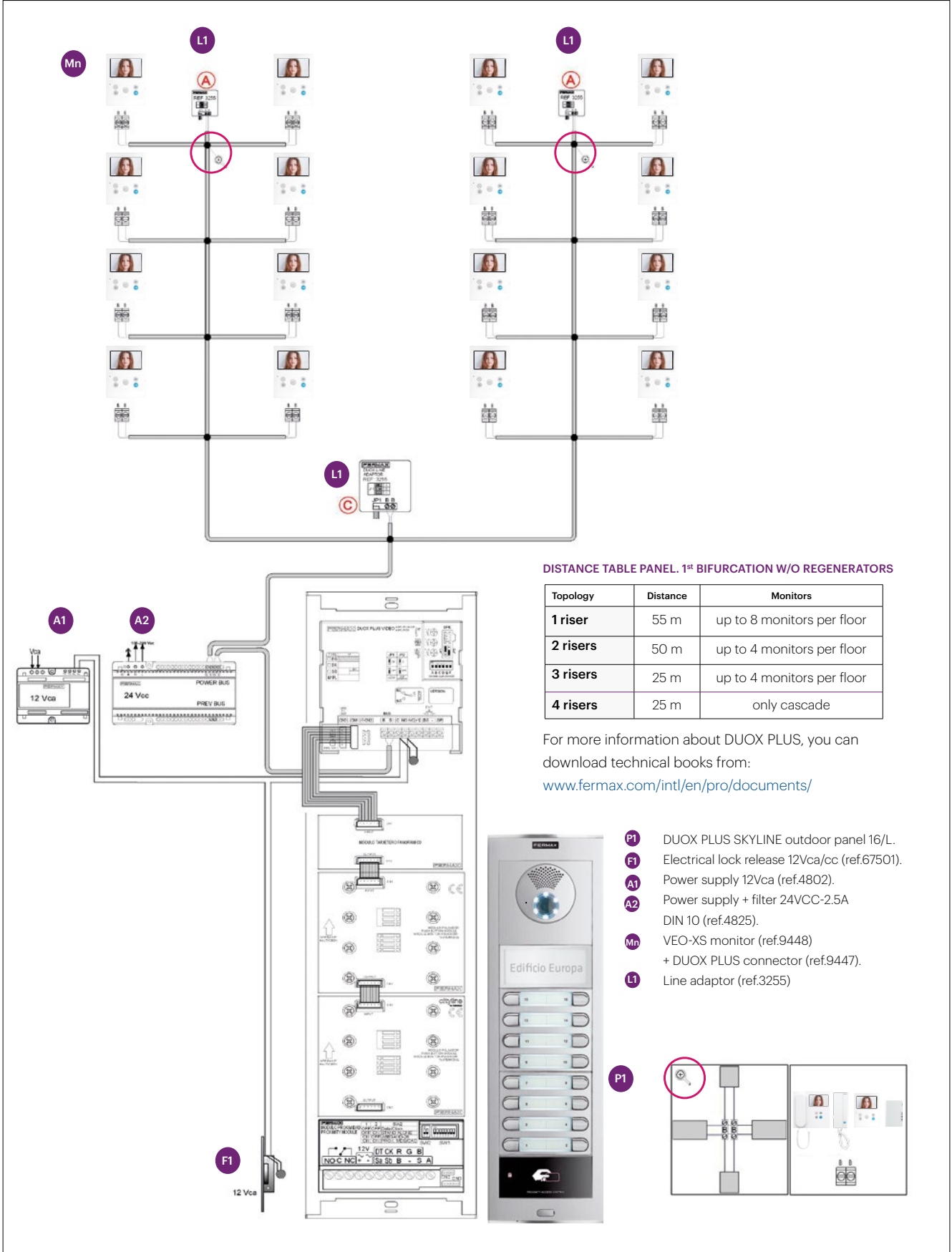
DUOX_{plus}

FERMAX

technical information

DIAGRAM. DUOX PLUS VIDEO

1 DUOX PLUS VIDEO ACCESS TO 2 RISERS AT WITH 4 LEVELS AND 2 MONITORS PER FLOOR



PROJECTS TABLE. WIFI DUOX PLUS

DUOX PLUS VIDEO. SKYLINE PANEL. VEO AND VEO-XS WIFI MONITORS



No. SERIES HOMES	FRAME 3V	FLUSH BOX 4V	FLUSH BOX 5V	FLUSH BOX 6V	FLUSH BOX 7V	FLUSH BOX 8V	FLUSH BOX	JOINING CABLE BOLTS	VIDEO CABLE AMPLIF. MOD.	PUSH BUTTONS MODULES	METALLIC COMPLEMENTS	POWER SUPPLY	LINE ADAPTOR	VEO WIFI + CONNECTOR	VEO-XS WIFI + CONNECTOR											
	ref. 7333	ref. 8854	ref. 7334	ref. 8855	ref. 7335	ref. 8856	ref. 7336	ref. 8857	ref. 7337	ref. 8858	ref. 7338	ref. 8982	ref. 8829	ref. 2541	ref. 73911	ref. 201	ref. 202	ref. 204	ref. 2V	ref. 4825	ref. 3255	ref. 9446	ref. 9447	ref. 9449		
2 S4	1	1							1	1		1	2	2	2					1	2	2	2	2	2	2
4 S4	1	1							1	1		1	2	4	4					1	2	4	4	4	4	4
6 S5		1	1						1	1		1	2	6	6					1	2	6	6	6	6	6
8 S5		1	1						1	1		1	2	8	8					1	2	8	8	8	8	8
10 S6			1	1					1	1		1	2	10	10					1	2	10	10	10	10	10
12 S6			1	1					1	1		1	2	12	12					1	2	12	12	12	12	12
14 S7				1	1				1	1		1	2	14	14					1	2	14	14	14	14	14
16 S7				1	1				1	1		1	2	16	16					1	2	16	16	16	16	16
18 S8					1	1			1	1		1	2	18	18					1	2	18	18	18	18	18
20 S8					1	1			1	1		1	2	20	20					1	2	20	20	20	20	20
22 S9									1	1		1	2	22	22					1	2	22	22	22	22	22
24 S9									1	1		3	24	24	24					1	2	24	24	24	24	24
24 S5		2	2						1	1		3	24	24	24					1	2	24	24	24	24	24
26 S6			2	2					1	1		2	26	26	26					1	2	26	26	26	26	26
28 S6			2	2					1	1		3	28	28	28					1	2	28	28	28	28	28
30 S6			2	2					1	1		3	30	30	30					2	2	30	30	30	30	30
32 S6			2	2					1	1		3	32	32	32					2	2	32	32	32	32	32
32 S7					2	2			1	1		4	32	32	32				1	2	2	32	32	32	32	32
34 S7					2	2			1	1		4	34	34	34					2	2	34	34	34	34	34
36 S7					2	2			1	1		4	36	36	36					2	2	36	36	36	36	36
38 S7					2	2			1	1		4	38	38	38					2	2	38	38	38	38	38
40 S7					2	2			1	1		5	40	40	40					2	2	40	40	40	40	40

For installations that combine connected and unconnected monitors, in the consumption table a WiFi monitor is equivalent to 3 non-WiFi monitors. This table has been configured based on the use of a multicore parallel 1 mm² wire and distribution across floors. For other scenarios, check the tables on page 14.

FERMAX

CONNECTIVITY FOR ALL

www.fermax.com | fermax@fermax.com

