



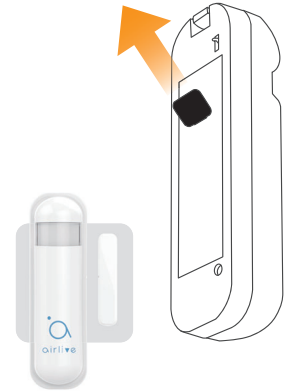
**SI-101**  
3in1 Sensor  
Door/Temp/light  
Quick Installation Guide

The SI-101 is a slim multi-sensor which has 3 sensors functions in one: door/window, temperature and illumination, based on Z-Wave™ technology.

Z-Wave Technology provides lower power consumption with longer transmission distance for sensors. With Z-wave technology, SI-101 can be included and operated in AirLive Z-Wave™ SG-101 or any Z-Wave™ certified controller and/or other applications.

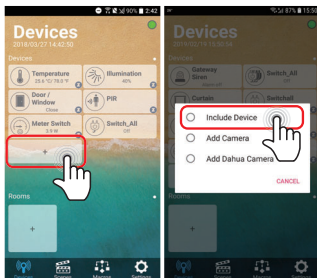
**01** Include 3 in 1 multi sensor -1

3 in 1 sensor will automatically be in the inclusion mode after remove the black mylar, the red light will flash about 30 seconds. When the led does not flash, press the Tamper button on the back 3x in rapid succession.



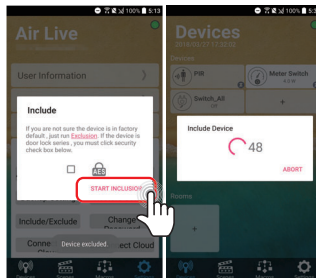
**02** Include 3 in 1 multi sensor -2

- Go to Devices page and click "+" icon.
- Press Include Device



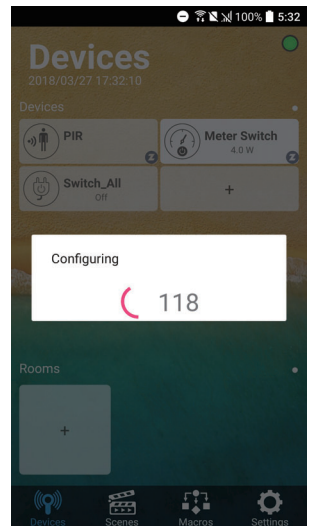
**03** Include 3 in 1 multi sensor -3

- Press "START INCLUSION"
- Start to include a device.




**04** Include 3 in 1 multi sensor -4

When the device is being included, APP will configure the setting into gateway.



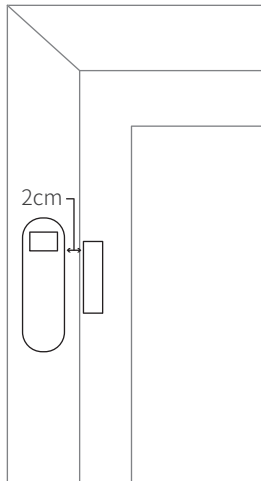
## 05 Install the 3 in 1 multi sensor

Use the double-sided adhesive attached to back of the device, and paste the device on the door or window.



## 06 Install the 3 in 1 multi sensor

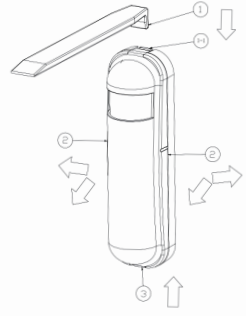
Note: The sensor should be aligned with the center line when pasting (gap up and down within 1cm / width 2cm)



## 07 Battery Replacement

When the device reports the low battery message. The user should replace the battery for new one. The battery type is CR123A, 3.0V.

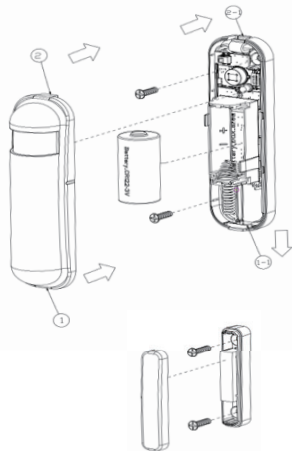
1. Using a tool to press the 1-1 position, to release the cover.
2. Hold the front cover and pull back
3. Hold the front cover and pull up



## 08 Battery Replacement

Replace the new battery and install the cover back.

1. Put the front cover bottom to 1-1, and press down.
2. Push the front cover top to 2-1.



SI-101 not only can be included and operated in AirLive Z-Wave Gateway SG-101 but also any Z-WaveTM certified controller and/or other applications.

There is tamper key on the device, it is on the back side. It can add, remove, reset or association from Z-WaveTM network.

**FCC Interference Statement**  
This equipment has been tested and found to comply with the limits for a Class B digital device, pursuant to Part 15 of the FCC Rules. These limits are designed to provide reasonable protection against harmful interference in a residential installation.

This equipment generates, uses and can radiate radio frequency energy and, if not installed and used in accordance with the instructions, may cause harmful interference to radio communications.

However, there is no guarantee that interference will not occur in a particular installation.

If this equipment does cause harmful interference to radio or television reception, which can be determined by turning the equipment off and on, the user is encouraged to try to correct the interference by one of the following measures:

- Reorient or relocate the receiving antenna.
- Increase the separation between the equipment and receiver.
- Connect the equipment into an outlet on a circuit different from that to which the receiver is connected.
- Consult the dealer or an experienced radio/TV technician for help.

This device complies with Part 15 of the FCC Rules. Operation is subject to the following two conditions:

- (1) This device may not cause harmful interference, and
- (2) This device must accept any interference received, including interference that may cause undesired operation.

**FCC Caution:** Any changes or modifications not expressly approved by the party responsible for compliance could void the user's authority to operate this equipment.

This transmitter must not be co-located or operating in conjunction with any other antenna or transmitter.

**Warning**  
Do not dispose of electrical appliances as unsorted municipal waste, use separate collection facilities.

Contact your local government for information regarding the collection systems available.  
If electrical appliances are disposed of in landfills or dumps, hazardous substances can leak into the groundwater and get into the food chain, damaging your health and well-being.

When replacing old appliances with new ones, the retailer is legally obligated to take back your old appliance for disposal at least for free of charge.

**RF Exposure Information (SAR)**  
This device meets the government's requirements for exposure to radio waves. This device is designed and manufactured not to exceed the emission limits for exposure to radio frequency (RF) energy set by the Federal Communications Commission of the U.S. Government. The exposure standard employs a unit of measurement known as the Specific Absorption Rate, or SAR. The SAR limit set by the FCC is 1.6 W/kg. Tests for SAR are conducted using standard operating positions accepted by the FCC with the EUT transmitting at the specified power level in different channels.

The FCC has granted an Equipment Authorization for this device with all reported SAR levels evaluated as in compliance with the FCC RF exposure guidelines. SAR information on this device is on file with the FCC and can be found under the Display Grant section of [www.fcc.gov/eot/ea/fccid](http://www.fcc.gov/eot/ea/fccid) after searching on FCC ID: ODM5G101