




PERIDECT Evaluation Unit

The evaluation unit processes the signals from the detection lines and evaluates the places of the perimeter intrusion, processes data from the input units, controls the outputs of the control unit and output modules and enables the communication with the integration and visualisation superstructure program. The evaluation unit consists of two types of modules – control unit CUP+ and line controller LCP+. According to the requirements, it is possible to use one or two line controllers. All connections are made via connectors and disconnectable terminal blocks.




Control Unit PERIDECT-CUP+

On the base of the internal algorithm the control unit CUP+ evaluates events for individual detectors and inputs and subsequently controls dependent activities such as switching the outputs, controlling the cameras and sending the data into SW superstructures. The control unit CUP+ is equipped with several ports for control and communication with external modules. Furthermore there are four outputs here, which are free programmable and can be used e.g. for signalling the basic statuses of the system. The Ethernet connection is used for connection into the superstructure program and for controlling other devices. It is also equipped with RS485 bus, which enables to control e.g. directly analog PTZ cameras and relay modules. Digital PTZ cameras and other systems can be also directly controlled via Ethernet. The unit can control up to two line controllers LCP+ via RS232 bus. It is also capable to record the log of events on the internal micro SD card. The control unit is placed in the plastic holder suitable for the installation on DIN rail and must be equipped with a suitable IP protection cover for the outdoor environment.

Technical parameters:

- Power supply voltage: 9–16 VDC*
- Consumption: 160 mA*
- Operating temperature range: –25 °C to +65 °C*
- Inputs: 1× tamper contact*
- Outputs: 4× open collector*
- IP protection: IP20*
- Dimensions: 148 × 126 × 58 mm*



Line Controller PERIDECT-LCP+

The line controller LCP+ supplies components placed on the detection line and communicates directly with the detectors DSP+ and line input module LIP+. The communication is based on the principal of the periodic queries and the LCP+ receives information from the modules on the line, processes them and transmits the results via serial interface RS232 to the control unit CUP+. The line controller also provides galvanic isolation of the detection line from the rest of the system, which increases the system resistance to interference. The line controller is placed in the plastic holder suitable for the installation on DIN rail and must be equipped with a suitable IP protection cover for the outdoor environment.


Technical parameters:

- Power supply voltage: 9–16 VDC*
- Consumption: 60 mA*
(350 mA at full DSP+ number)
- Operating temperature range: –25 °C to +65 °C*
- IP protection: IP20*
- Dimensions: 148 × 126 × 58 mm*



PERIDECT Output Modules

Output modules are designed to control external devices and signal fault and alarm conditions and can be placed in a different location than the evaluation unit. Output modules are controlled by the evaluation unit via Ethernet connection or via bus RS485 and relays are used as outputs with a switching contact. They are also equipped with balanced inputs for connecting external security equipment, such as magnetic contacts and motion sensors.




Output module PERIDECT-IOP+/LAN

The output module contains two double balanced inputs and 16 relays with switching contacts. It is controlled by the control unit CUP+ in the evaluation unit via Ethernet interface. The output module is placed in the plastic holder suitable for the installation on DIN rail and must be equipped with a suitable IP protection cover for the outdoor environment.

Technical parameters:

Power supply voltage: 9–16 VDC
 Operating temperature range: –25 °C to +65 °C
 Connection: RJ45 connector
 Consumption: 150 mA
 (620 mA at all relays switched)
 IP protection: IP20
 Dimensions: 190 × 130 × 50 mm




Output module PERIDECT-IOP+/RS485

The output module contains two double balanced inputs and 16 relays with switching contacts. It is controlled by the control unit CUP+ in the evaluation unit via RS485 interface. The output module is placed in the plastic holder suitable for the installation on DIN rail and must be equipped with a suitable IP protection cover for the outdoor environment.

Technical parameters:

Power supply voltage: 9–16 VDC
 Operating temperature range: –25 °C to +65 °C
 Connection: terminal block
 Consumption: 120 mA
 (620 mA at all relays switched)
 IP protection: IP20
 Dimensions: 190 × 130 × 50 mm



Expansion module PERIDECT-IOP+/EXP

If it is necessary to have more than 16 outputs in one place, it is possible to use an expansion module IOP+/EXP, which contains 16 relays with switching contacts. This expansion module IOP+/EXP is connected by a flat conductor to the output module IOP+/LAN or IOP+/RS485 and it increases the number of their outputs to totally 32 relays with switching contacts. The expansion module is placed in the plastic holder suitable for the installation on DIN rail and must be equipped with a suitable IP protection cover for the outdoor environment.

Technical parameters:

Consumption: increased consumption in IOP+/LAN or IOP+/RS485 by 50 mA without relays switched and by 500 mA at all relays switched
 IP protection: IP20
 Dimensions: 140 × 130 × 50 mm