

GV-FD120D 1.3MP H.264 Low Lux Fixed IP Dome



- 1/3" progressive scan Low Lux CMOS
- Dual streams from H.264 and MJPEG
- Up to 30 fps at 1280 x 1024
- 3-axis mechanism (pan / tilt / roll)
- Varifocal megapixel lens
- Intelligent IR
- 2-way audio
- One sensor input and alarm output
- TV-out support
- Built-in micro SD card slot (SD/SDHC) for local storage
- DC 12V / AC 24V / PoE (IEEE 802.3af)
- Wide Dynamic Range (WDR)
- 2D noise reduction
- Defog
- Motion detection
- Tampering alarm
- Privacy mask
- Removable IR-cut filter for Day/Night function
- IP address filtering
- Supports iPhone, iPad, Android & 3GPP
- 31 languages on Web interface
- ONVIF (Profile S) conformant

*** No Memory card slot & local storage function for Argentina.**

Active Tampering Alarm

Tampered



Focus Change



Camera Shift

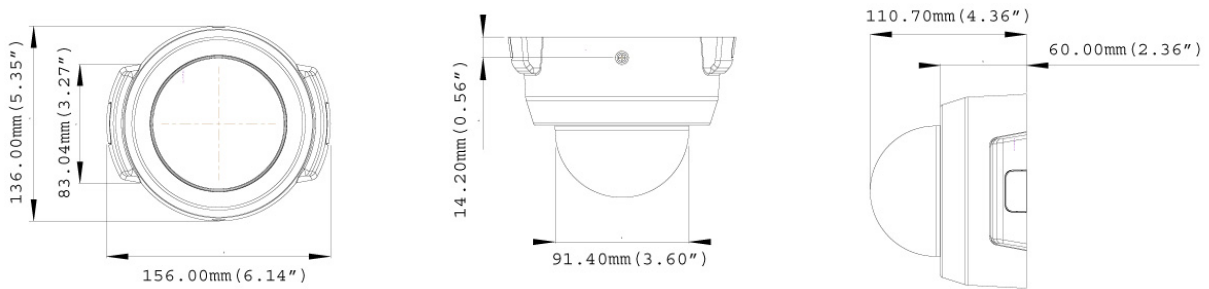


Overview

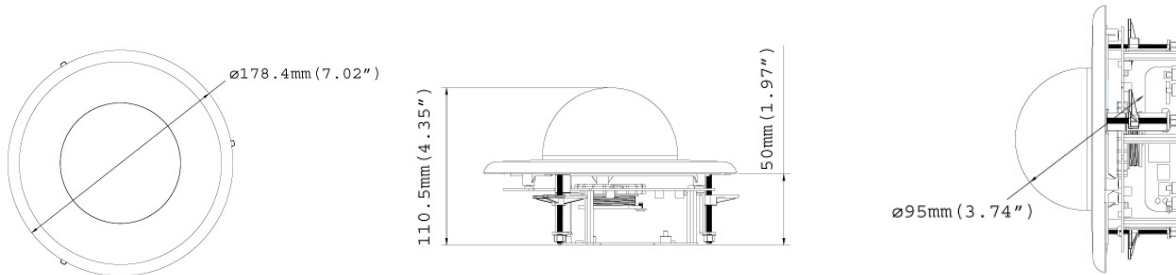


Dimensions

Hard-Ceiling Mount



In-Ceiling Mount



Specifications

Camera		
Image Sensor		1/3" progressive scan CMOS
Picture Elements		1280 (H) x 1024 (V)
Minimum Illumination	Color	0.05 Lux
	B/W	0.03 Lux
	IR ON	0 Lux
Shutter Speed		Automatic, Manual (1/5 ~ 1/8000 sec.)
White Balance		Automatic, Manual (2800K ~ 8500K)
Gain Control		Automatic
S/N Ratio		50 dB
BLC		Yes
Lens		
Megapixel		Yes
Day/Night		Yes (with removable IR-cut filter)
Lens Type		Varifocal
Focal Length		3 ~ 9 mm
Maximum Aperture		F/1.3 ± 5%
Mount		Ø 14 mm
Image Format		1/3"
Horizontal FOV		86°~32°
Operation	Focus	Manual (w / lock)
	Zoom	Manual (w / lock)
	Iris	DC drive
Max. Torque (Focus/ Zoom Screws)		0.049 N.m
IR LED Quantity		10 IR LEDs
Max. IR Distance		15 m (50 ft.)
Operation		
Video Compression		H.264, MJPEG
Video Streaming		Dual streams from H.264 and MJPEG
Frame Rate		30 fps at 1280 x 1024 * The frame rate and the performance may vary depending on the number of connections and data bitrates (different scenes).
Image Setting		Brightness, Contrast, Sharpness, Gamma, White Balance, Flicker-less, Image Orientation, Shutter Speed, Backlight Compensation, D/N Sensitivity, WDR, Defog, Denoise, Metering

Operation		
Audio Compression		G.711, AAC (optional)
Audio Support		Two-Way Audio
Sensor Input		1 Input (Dry Contact)
Alarm Output		1 Output (200mA 5V DC)
Video Resolution		
Main Stream	4:3	1280 x 960, 640 x 480, 320 x 240
	16:9	1280 x 720, 640 x 360, 448 x 252
	5:4	1280 x 1024, 640 x 512, 320 x 256
Sub Stream	4:3	640 x 480, 320 x 240
	16:9	640 x 360, 448 x 252
	5:4	640 x 512, 320 x 256
Network		
Interface		10/100 Ethernet
Ethernet Protocol		HTTP, HTTPS, TCP, UDP, SMTP, FTP, DHCP, NTP, UPnP, DynDNS, 3GPP/ISMA, RTSP, PSIA, SNMP, QoS (DSCP), ONVIF (Profile S)
Mechanical		
Camera Angle Adjustment	Pan	0° ~ 350°
	Tilt	10° ~ 90°
	Rotation	0° ~ 340°
Temperature Detector		Yes
Mechanical		
Connectors	Power	2-pin terminal block, PoE
	Ethernet	Ethernet (10/100 Base-T), RJ-45
	Audio	1 In microphone phone jack, 3.5 mm (0.14") 1 Out Stereo phone jack, 3.5 mm (0.14")
	Digital I/O	3-pin terminal block, pitch 2.5 mm (0.1")
	Auto Iris	DC drive
	Local Storage	Micro SD card slot (SD/SDHC, SD version 2.0 only, Class 10) *SDXC and UHS-I card types are not supported.
	TV-Out	BNC connector (640 x 480 resolution)
LED Indicator		2 LEDs: Power, Status
General		
Environment Temperature		0 °C ~ 50 °C (32 °F ~ 122 °F)
Humidity		10% to 90% (no condensation)
Power Source		12V DC / 24V AC / PoE (IEEE 802.3af)
Max. Power Consumption		12 W
Dimensions		ø 156 x 110 mm (6.14 x 4.33")
Weight		580 g (1.28 lb)
Vandal Resistance		IK7
Regulatory		CE, FCC, RCM, RoHS compliant
Power over Ethernet		
PoE Standard		PoE (IEEE 802.3af Power over Ethernet / PD)
PoE Power Supply Type		End-Span
PoE Power Output		Per Port 48V DC, 350mA. Max. 15.4 watts
Web Interface		
Installation Management		Web-based configuration
Maintenance		Firmware upgrade through Web Browser or Utility
Access from Web Browser		Camera Live View, Video Recording, Change Video Quality, Bandwidth Control, Image Snapshot, Digital I/O Control, Audio, Picture in Picture, Picture and Picture, Privacy Mask, Visual Automation, Tampering Alarm, Text Overlay, Digital PTZ
Language		Arabic / Bulgarian / Czech / Danish / Dutch / English / Finnish / French / German / Greek / Hebrew / Hungarian / Indonesian / Italian / Japanese / Lithuanian / Norwegian / Persian / Polish / Portuguese / Romanian / Russian / Serbian / Simplified Chinese / Slovakian / Slovenian / Spanish / Swedish / Thai / Traditional Chinese / Turkish

Applications	
Network Storage	GV-NVR, GV-System, GV-Backup Center, GV-Recording Server
Smart Device Access	GV-Eye for iOS and Android
Live Viewing	IE, mobile phone
CMS Server support	GV-Control Center, GV-Center V2, GV-VSM

Note:

- Do not use clothes or any ordinary material to clean the camera cover since they may result in scratches.
- Specifications are subject to change without notice.
- Mind the following when using a memory card for recording:
 - Recorded data on the memory card can be damaged or lost if the data are accessed while the camera is under physical shock, power interruption, memory card detachment or when the memory card reaches the end of its lifespan. No guarantee is provided for such causes.
 - To avoid power outage, it is highly suggested to apply a battery backup (UPS).
 - For better performance, it is highly suggested to use Micro SD card of MLC NAND flash, Class 10.
 - Replace the memory card when its read/write speed is lower than 6 MB/s or when the memory card is frequently undetected by the camera.

Packing List








- | | |
|---------------------------|--------------------------------------|
| 1. Fixed IP Dome | 8. Sticker |
| 2. Torx Wrench x 1 | 9. Power Adapter |
| 3. Mounting Plate x 1 | 10. GV-IPCAM H.264 Quick Start Guide |
| 4. Short Screw Anchor x 3 | 11. GV-IPCAM H.264 Software DVD |
| 5. Ceiling Screw x 3 | 12. GV-NVR Quick Start Guide |
| 6. Plate Screw x 3 | 13. GV-NVR Software DVD |
| 7. TV-out Wire | |

Note: The power adapter can be excluded upon request.

Accessories

Model No.	Name		Details
GV-Mount100	Straight Tube and Junction Box Kit		Dimensions: 200 x 170 x 257.5 mm (7.9" x 6.7" x 10.1") Weight: 3.17 kg (6.99 lb)
GV-Mount101	Straight Tube Kit		Dimensions: 219 x 125 x 332 mm (8.6" x 4.9" x 13.1") Weight: 1.8 kg (3.97 lb)
GV-Mount200	Wall Pendant Tube		Dimensions: 225 x 140 x 250 mm (8.9" x 5.5" x 9.8") Weight: 900 g (1.98 lb)

Model No.	Name		Details
GV-Mount203	Wall Pendant Tube and Junction Box Kit		Dimensions: 315 x 195.5 x 225 mm (12.4" x 7.7" x 8.9") Weight: 2.95 kg (6.5 lb)
GV-Mount205	Wall Mount Bracket Kit		Dimensions: 126.5 x 203 x 160 mm / 5 x 8 x 6.3" (L x W x diameter) Weight: 0.5 kg / 1.1 lb
GV-Mount300	Convex Corner Adapter Kit		Dimensions: 238.6 x 409.5 mm (9.4" x 16.1") Weight: 4.27 kg (9.41 lb)
GV-Mount310	Concave Corner Adapter Kit		Dimensions: 238.6 x 409.5 mm (9.4" x 16.1") Weight: 4.27 kg (9.41 lb)
GV-Mount400	Pole Mount Bracket Kit (\varnothing 4" ~ 6")		Dimensions Bracket: 241 x 161 mm (9.5" x 6.3") Weight: 1.70 kg (3.75 lb) Steel Strap Diameter: \varnothing 4" ~ 6"
GV-Mount410	Pole Mount Bracket Kit (\varnothing 6" ~ 7.5")		Dimensions Bracket: 241 x 161 mm (9.5" x 6.3") Weight: 1.70 kg (3.75 lb) Steel Strap Diameter: \varnothing 6" ~ 7.5"
GV-Mount702	Extension Tube		Four options are available. Dimensions: \varnothing 5.4 x 10 or 20 or 30 or 50 cm (\varnothing 2.1" x 3.9" or 7.9" or 11.8" or 19.7") Weight: 180 g or 390 g or 550 g or 800 g (0.4 lb or 0.86 lb or 1.21lb or 1.76 lb)

Model No.	Name		Details
GV-Mount900	Wall Mount Bracket		Dimensions: 154 x 108 x 50 mm (6.1" x 4.3" x 2") Weight: 240 g (0.53 lb)
GV-Mount902	GV-FD Series Dome Housing		Dimensions: Ø 186 x 97.5 mm (Ø 7.3" x 3.8") Weight: 600 g (1.32 lb)
GV-Mount909	Wall Mount Bracket		Dimensions: 170 x 150 x 110 mm (6.7" x 5.9" x 4.3") Weight: 610 g (1.34 lb)
GV-Mount913	Power Box Mount Bracket		Dimensions: Ø 146 x 7.5 mm (Ø 5.7" x 0.3") Weight: 180 g (0.4 lb)
	Smoked Cover		Dimensions: Ø 103.7 x 55 mm (4.08" x 2.16") Weight: 30g (0.07 lb) Vandal Resistance: IK7
GV-PA191	Power over Ethernet (PoE) Adapter		The GV-PA191 is a Power over Ethernet (PoE) adapter designed to provide power to the IP device through a single Ethernet cable.
GV-Relay V2	GV-Relay V2		The GV-Relay V2 is designed to expand the voltage load of GV IP devices. It provides 4 relay outputs, and each can be set as normally open (NO) or normally closed (NC) independently as per your requirement.
Power Adapter	Power adapters are available in 4 regions: U.S.A., Australia, U.K and Europe.		
GV-POE Switch	The GV-POE Switch is designed to provide power along with network connection for IP devices. The GV-POE Switch is available in various models with different numbers and types of ports.		