

620 STANDARD

FAAC

for beams up to 5 m



■ The ideal solution for heavy traffic

The Standard 620 for barriers of up to 5 m is suitable for heavy but not continuous traffic. The barrier is supplied with a wide range of accessories, including a skirt to prevent unwanted break-ins.

■ Totally flexible

The FAAC 620 range is equipped with electronic deceleration at opening and closing. A version with articulated beam for low ceilings is available on request.

■ Long term reliability

Use of cutting-edge materials and treatments such as cataphoresis and niplon, plus tried-and-tested FAAC hydraulic technology, all combine to ensure long-life.

■ Leading-edge technology

SMT microprocessor electronic technology is supplied standard to ensure exceptional performance. By means of an optional card, the barrier can also control auxiliary services and an additional opposing beam. Barrier statuses can be signalled to traffic control devices.

■ Electronic intelligence

The electronic intelligence of the 620 range functions by means of three differentiated logics: automatic, semi-automatic and parking (P) - the latter was expressly designed for automatic parking systems.



■ New pocket

■ Self-supporting barrier body

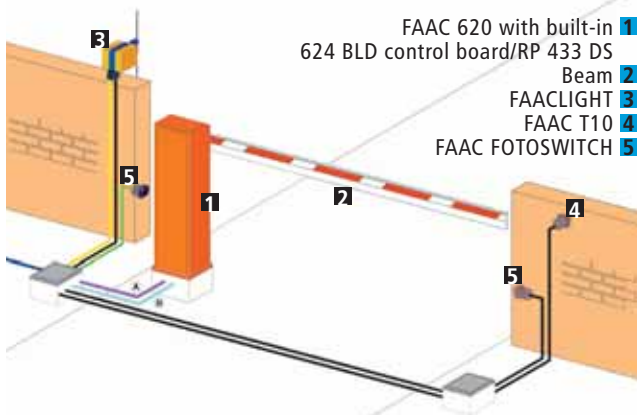
■ 624 BLD Control unit

SPECIFICATIONS

Automatic barrier for beams up to 5 m • Use frequency 70% • Opening/closing time 3.5s (3 m) 4.5s (5m) • Actuating system consisting of hydraulic pump unit, plunger pistons, equaliser and transmission shaft • Balancing by compression spring • Internal stops adjustable for open or closed beam positions • Load bearing housing in steel protected by cataphoresis treatment and polyester powder paint RAL 2004 • Overall dimensions 200x380x1080 mm (LxWxH) • Protection class IP 44 • Release device accessible from the outside by triangular or customised key (optional) • Hydraulic pump unit with hydraulic locking on opening and closing • Electric motor power supply 230 Vac (+6% -10%) - 50(60) Hz • Electric motor power 220 W • Thermal protection at 120°C built into motor winding • Operating ambient temperature -20°C ÷ +55°C • Single-phase motor with two rotation directions (1.400 rpm) • Hydraulic gerotor pump (max low noise) • Pump flow rate 0.75-1 l/m • Die-cast distribution flange • Separate control of opening and closing force by by-pass valves • Tank in anodised aluminium • Mineral hydraulic oil with additives • Travel-limit deceleration • Adjustable deceleration angle by cams • Designed to accommodate rectangular, rectangular with skirt, articulated rectangular, round, round pivoting beams • Built-in electronic control board

620 STANDARD

INSTALLATION LAYOUT



- 1 FAAC 620 with built-in 624 BLD control board/ RP 433 DS
- 2 Beam
- 3 FAACLIGHT
- 4 FAAC T10
- 5 FAAC FOTOSWITCH

Low voltage cabling	Power cabling (230V)
A { <ul style="list-style-type: none"> 3 cables 3x0,5 1 cable 2x0,5 	B { <ul style="list-style-type: none"> 1 cable 2x1,5+T 1 cable 2x1,5

N.B: Cable diameters in mm²

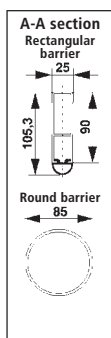
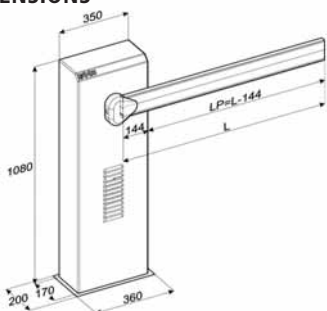


- 1 Balancing spring
- 2 Hydraulic pump unit
- 3 Cylinders with plunger pistons
- 4 Release device by triangular key
- 5 624 BLD control board



Model	Use			Control board
	Beam max. length (m)	Opening time (s)	Use frequency (%)	
620 STANDARD LH/RH	5,00	3,5 (3m) 4,5 (4m)	70	624 BLD built-in
620 STD ART. LH/RH	4,00 (articulated)	3,5 (3m) 4,5 (4m)	70	624 BLD built-in

DIMENSIONS



L = Beam length
LP = Transit space length

Values in mm

Technical characteristics	620 STANDARD LH/RH
Power supply	230 Vac (+6% -10%) 50 (60) Hz
Electric motor	single-phase, bi-directional
Absorbed power	220 W
Absorbed current	1A
Motor rotation speed	1.400 rpm
Pump flow rate	0.75/1 l/min.
Thermal protection on motor winding	120°C
Effective torque	0±200/0±150 Nm
Electronic deceleration	Adjustable with cams
Operating ambient temperature	-20°C ÷ +55°C
Weight	73 kg
Type of oil	FAAC HP oil
Barrier body treatment	Cataphoresis
Paint	RAL 2004 polyester
Protection class	IP 44
Type of beam	Rectangular standard - rectangular standard with skirt - articulated standard - round - round pivoting

Technical characteristics of 624 BLD control unit

Power supply voltage	230 Vac(+6%-10%)-50 Hz
Absorbed power	7 W
Motor maximum load	300 W
Power supply for accessories	24 Vdc
Accessories max. current	500 mA
Ambient temperature	-20°C ÷ +55°C
Fuses	F1=F 5A-250 V F2=T 0,8A-250V
Function logics	Automatic, Automatic 1, Semiautomatic. Parking, Parkingautomatic, Condo, Condoautomatic, FAAC-CITY, Dead-man, Remote, Custom
Work time	Programmable (from 0 to 4 min.)
Pause time	Programmable (from 0 to 4 min.)
Motor power	Programmable on 50 levels
Terminal board inputs	Loop1, Loop2, Open, Close, Closing safety devices, Stop, Emergency, Power supply 230 Vac + Earth
Connector inputs	Opening and closing limit-switch, Detector, Motor capacitor, Rod detachment sensor
Terminal board outputs	Flashing light, Fan, Motor, Power supply 24 Vdc, Fail-safe, Status output, Indicator light 24 Vdc, BUS
Rapid connector	5-pin Minidec board coupling, Decoder, Receiver RP/PR2
Programming	No. 3 keys (+, -, F) and display
Programmable functions	Logics, Pause time, Power, Loop1 and 2, Thrust torque, Pre/flashing, Slow closure, Deceleration time, Work time, Indicator light output, Fail-safe output, Status output, BUS output, Assistance request



FAAC S.p.A. via Benini, 1
40069 Zola Predosa - Bologna (Italy)
Tel. +39 051 61724 · Fax +39 051 758518
www.faacgroup.com

